

Cochlear™ Hearing Tracker

For the first time, Cochlear recipients can access their personalised device usage data through the Hearing Tracker, available in the Nucleus® Smart App.

With the Hearing Tracker, recipients can:

- ✓ Review number of Coil Offs
- ✓ Monitor Time in Speech
- ✓ View Coil Off trends and history
- ✓ Set and measure goals
- ✓ Receive helpful tips



For more information visit
cochlear.com



Time in Speech

Time in Speech shows the amount of exposure to speech and tracking of progress towards hearing goals, incorporating speech, speech in noise, accessories and telecoil use and compatible smartphone streaming.

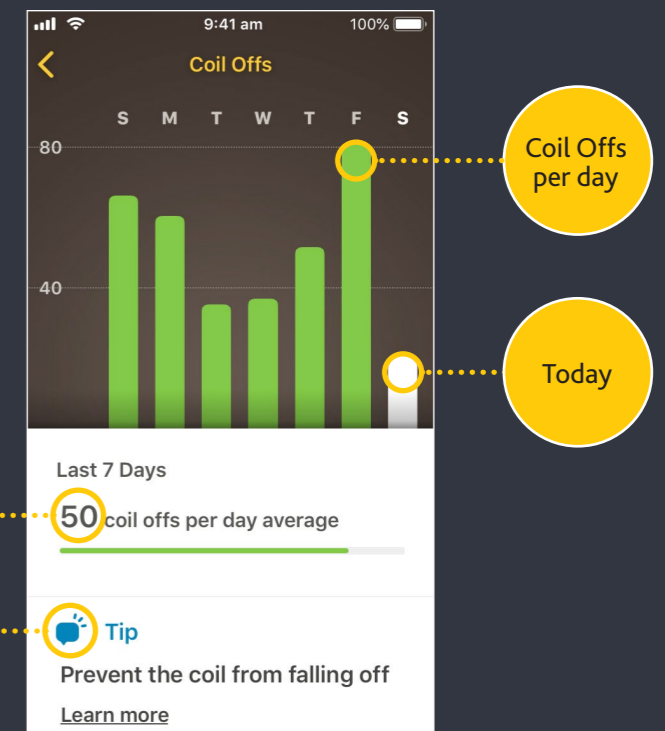
A rich speech environment allows steps towards hearing goals. A sufficient amount of exposure to speech is very important for the development of listening, communication and understanding.¹

Tip: It is important to establish an individual baseline Time in Speech goal, then reset the goal as needed.

Tip: Use the average number of Coil Offs to establish a baseline and use to monitor changes or trends between clinic visits.

Tip: A higher number of Coil Offs than average may signal retention issues or to check the equipment.

Tip: To improve accuracy, ensure the sound processor is paired to the smartphone, in range at least twice daily and that the Nucleus Smart App is running in the background.



Coil Offs

Coil Offs shows the number of times the coil was disconnected from the implant each day.

Consistent device use allows a journey towards better hearing, as it can quantify the amount of sound that is being received.² Immediate feedback about the number of Coil Offs empowers monitoring for trends and changes between clinic visits.

1. Rachel R. Romeo, Joshua Segaran, Julia A. Leonard, Sydney T. Robinson, Martin R. West, Allyson P. Mackey, Anastasia Yendiki, Meredith L. Rowe, John D. E. Gabrieli. Language Exposure Relates to Structural Neural Connectivity in Childhood. *Journal of Neuroscience* 13 August 2018, 0484-18; DOI: 10.1523/JNEUROSCI.0484-18.2018 2. Easwar V, Sanfilippo J, Papsin B, Gordon K. Factors affecting daily cochlear implant use in children: datalogging evidence. *J Am Acad Audiol* 2016; 27: 824-838.

The Cochlear Nucleus Smart App is available on App Store and Google Play. For compatibility information visit www.cochlear.com/compatibility. Please seek advice from your medical practitioner or health professional about treatments for hearing loss. They will be able to advise on a suitable solution for the hearing loss condition. All products should be used only as directed by your medical practitioner or health professional. Not all products are available in all countries. Please contact your local Cochlear representative. Cochlear, Custom Sound, Hear now. And always, Nucleus, SmartSound, True Wireless and the elliptical logo are either trademarks or registered trademarks of Cochlear Limited. © Cochlear Limited 2018. D1532932 ISS1 NOV18

Hear now. And always



Cochlear™ Datalogs

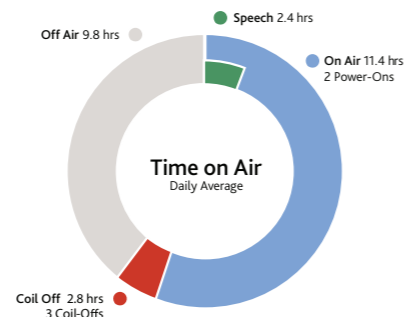
Greater insight. Tailored care.

Cochlear datalogs provide greater insight into the environment experienced by your patient, helping you form customised goals to suit their individual needs.

Time on Air

provides a pattern of daily device use including time in speech, coil-off events, and time spent on and off air.

This information helps confirm sufficient device use and goal setting for hearing outcomes.



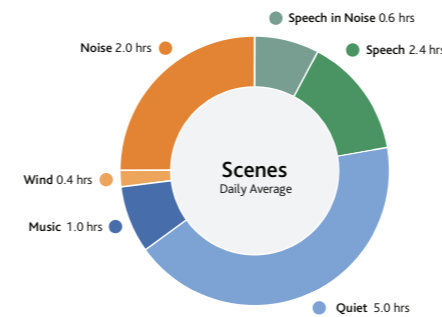
Try asking your patients

- ❓ Tell me about your processor use during a typical day or week – are some days different and why?
- ❓ Does the coil seem to come off on its own or does it only come off when you remove it?

Scenes

categorises the everyday listening environments experienced.

This information can be used to determine the primary listening environment and opportunities for improvement of hearing outcomes.



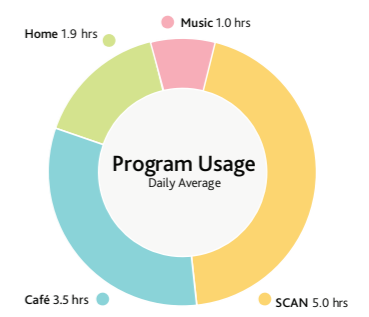
Try asking your patients

- ❓ Can you tell me how well you think you're hearing on a typical day?
- ❓ Are there opportunities during your day to have conversations in quiet?

Program Usage

depicts a daily average of the programs that are used.

This information can help to ensure the correct program is being used for the relevant listening environment.



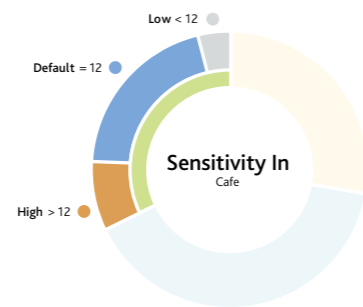
Try asking your patients

- ❓ (If not using SCAN) – are you choosing the right program to hear your best in different places?
- ❓ Which program offers the best listening experience for your daily needs?

Volume and Sensitivity

reports the amount of time volume and sensitivity are set above, equal to, or below the programmed default for each program.

The information helps to determine if changes to the MAP setting are required to help hear the best.



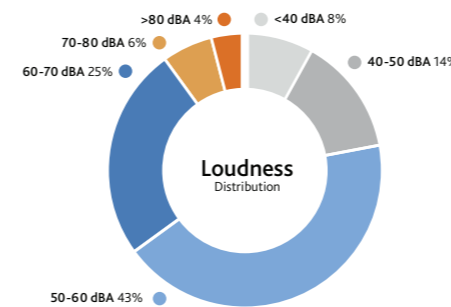
Try asking your patients

- ❓ When and how often do you adjust the volume or sensitivity setting?
- ❓ When you adjust the volume or sensitivity, does it improve the experience for you?

Loudness

provides variations in the loudness characteristics of the daily listening environment.

The information helps understand time spent in quiet, moderate or loud environments.



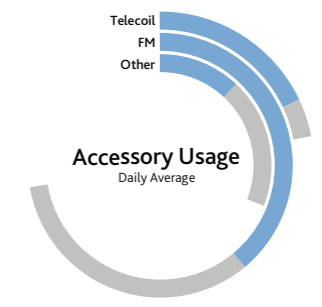
Try asking your patients

- ❓ Could you tell me more about the noisy places you're in?
- ❓ Your time spent listening to speech in noise has increased, how's that going for you?

Accessory Usage

provides information about the range of accessories used, and how frequently.

This information can help identify which accessories are primarily used, as well as the frequency used.



Try asking your patients

- ❓ When are you using your accessories?
- ❓ Would it be helpful to review the accessories available?

For more information visit [cochlear.com/datalogs](https://www.cochlear.com/datalogs)